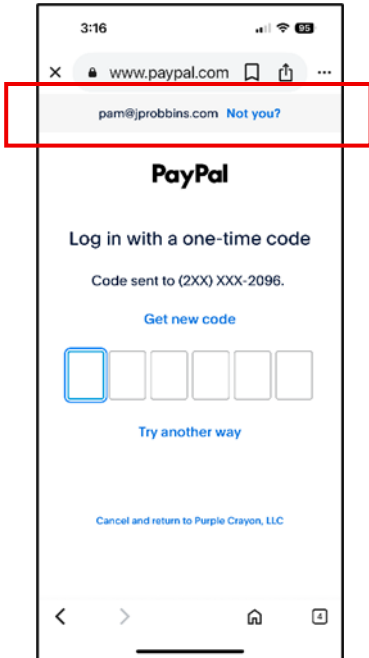


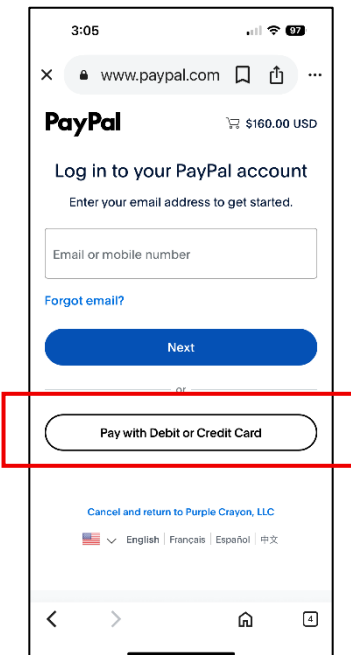


How to Check Out as a PayPal Guest*

1. Click the **Buy Now** button associated with the workshop you'd like to register for.
 - a. If you are logged into PayPal, the following screen displays. To log out of PayPal, click **Not you?** next to your email at the top of the screen. Go to Step 1b.

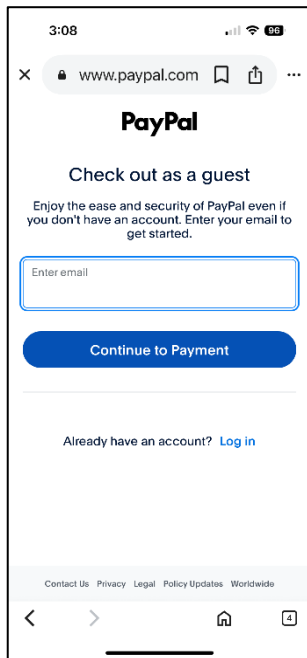


- b. If you are NOT logged into PayPal, the Log in to your PayPal account screen displays. Click the **Pay with Debit or Credit Card** button.

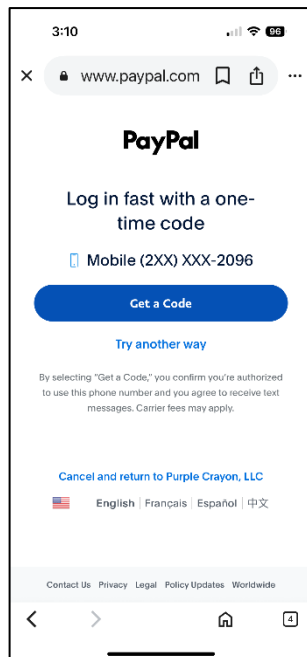




2. The Check out as a guest screen displays. Enter your **email** and click the **Continue to Payment** button.

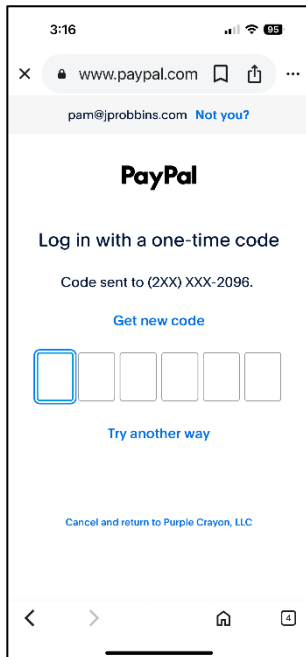


3. The Log in fast with a one-time code window displays. Click the **Get a Code** button.

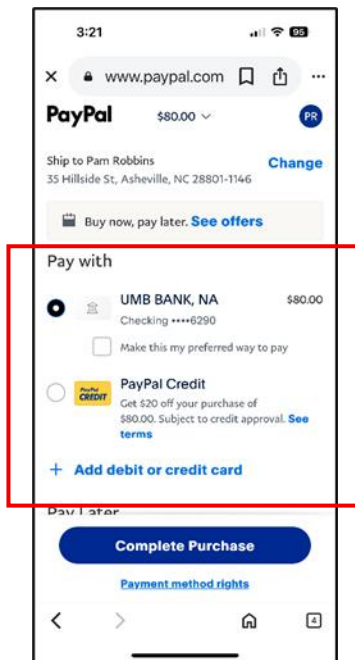




4. Access your text messages to retrieve the code. Enter your code.



5. The PayPal payment screen displays. Click the debit or credit card you want to use or the +Add debit or credit card. Follow the prompts to complete your registration.



* Occasionally, PayPal won't allow you to check out as a guest. This can be related to browser choice, existing cookies, location, or IP address. **If you have issues using the guest checkout feature, please contact Pam at pam@purplecrayonavl.com, and she will send you an invoice so you can register.**